













## ANTENNAS | LPDA-92 SERIES

# WIDEBAND LOG-PERIODIC DIPOLE ARRAY ANTENNA

698 - 3800 MHz, 11 dBi



					
698 – 960 MHz; 1710 – 2700 MHz; 3400 – 3800 MHz	11 dBi	Increase x Mb/s	Uni-Directional	IoT	4G LTE
					
5G READY	2.4 - 2.5 GHz	3.5 GHz CBRS	IP 65	-40°C to +70°C	Fire Resistant

- Futureproof wideband LTE and Wi-Fi antenna covering 690 – 3800 MHz
- Compatible with 2G, 3G and 4G technologies
- 5G Ready; includes 3.2 GHz to 3.8 GHz CBRS Band
- Improves mobile network subscriber's user experience
- Weather- and vandal resistant
- Used in extreme weather environment



APPLICATION AREAS

## Product Overview

This high-gain, wideband, directional antenna covers all international cellular, mobile and wireless data bands including GSM 900/ GSM1800/UMTS/LTE bands. It also covers the extended cellular and WiMAX bands such as European/USA "Digital Dividend bands" and 2.3- 2.7GHz licensed and unlicensed data bands. Its configuration is suitable for various wireless communications systems. This antenna is unique in its combination of ultra-wide-band operator with a consistent high-gain performance. It has been successfully used in extreme weather environments in Africa and Europe with close to zero failures. A firm favourite, in any area where operators are having signal challenges. It is ideal for any application using the GSM network (LTE/ HSPA/3G/EDGE/GPRS).

## Features

- High gain directional antenna
- Easy alignment with main beam around 50° wide
- Broadband covering multiple operational frequencies
- Pole mountable
- Lightweight
- Water and dust resistant
- Tremendous improvement in reliability of wireless data
- Four-year track record in all climate conditions from snow to desert to tropical

## Application Areas

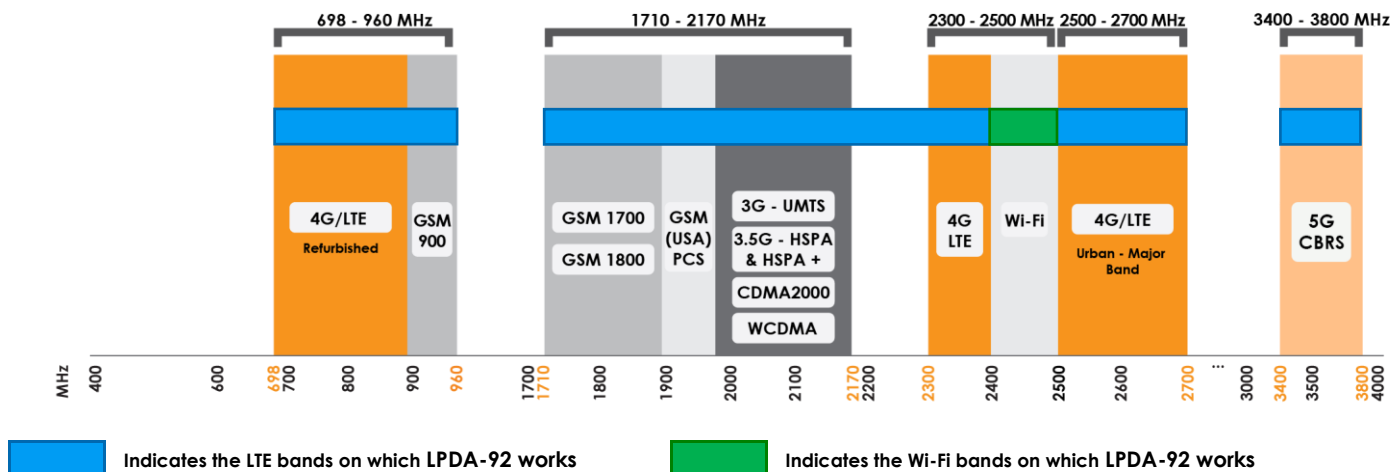
- Urban and rural areas
- Antenna of choice for rural areas due to high gain
- Poor data signal reception (indoor or outdoor)
- Slow data transmission connection
- Unstable connection
- Increase system transmission reliability
- LTE fringe areas (close to an LTE area, but out of reach)
- Network operator flexibility – as the antennas are wideband, a new antenna is not needed per network operator – works on most networks



2 x LPDA-92 mounted for MIMO LTE  
(using 1 x BRKT-30)

### Frequency Bands

The LPDA-92 is a directional antenna that works from 698 – 960 MHz | 1710 – 2700 MHz | 3400 –3800 MHz



### Antenna Derivatives

Product Order Code (SKU)	A-LPDA-0092	A-LPDA-0092-04	A-LPDA-0092-LTE	A-LPDA-0092-30-LTE
Ports/Antennas Included	1	1	2	2
Coax Cable Type	HDF 195	HDF 195	HDF 195	HDF 195
Coax Cable Length	7m	0.3 m	7m	7m
Connector Type	SMA (M)	SMA (M)	SMA (M)	SMA (M)
Included Mounting Bracket	N/A	N/A	A-BRKT-033	A-BRKT-030
Antenna Unit Weight	1.63 Kg	1.55 Kg	1.63 Kg	1.63 Kg
Bracket Weight	N/A	N/A	990 g	293 g
Antenna Dimensions	1112 x 200 x 47 mm	1112 x 200 x 47 mm	1112 x 200 x 47 mm	1112 x 200 x 47 mm
Bracket Dimensions	N/A	N/A	414 x 166 x 120 mm	127 x 100 x 97 mm
Packaged Weight	2.02 Kg	1.94 Kg	5.01 Kg	4.46 Kg
Packaged Dimensions	1120 x 210 x 60 mm	1120 x 210 x 60 mm	Quantity Dependent	Quantity Dependent
EAN	6009693810556	0707273469120	6009710921166	6009710921180

## Electrical Specifications

<b>Frequency bands:</b>	698 – 960 MHz
	1710 – 2700 MHz
	3400 – 3800 MHz
<b>Gain (max):</b>	10.8 dBi @ 698-960 MHz
	11 dBi @ 1710-2700 MHz
	2.3 dBi @ 3400-3800 MHz
	<1.5:1 across 95% of the bands
<b>VSWR:</b>	<1.5:1 across 95% of the bands
<b>Feed power handling:</b>	10 W
<b>Input impedance:</b>	50 Ohm (nominal)
<b>Polarisation:</b>	directional Linear
<b>Coax cable loss:</b>	0.385 dB/m @ 900 MHz
	0.565 dB/m @ 1800 MHz
	0.666 dB/m @ 2400 MHz
	0.788 dB/m @ 3000 MHz
<b>DC short:</b>	Yes

## Product Box Contents

<b>Antenna:</b>	A-LPDA-0092
<b>Mounting bracket:</b>	Econo brackets, U-bolts and fasteners suitable for pole mounting

## Mechanical Specifications

<b>Plastics material:</b>	Nylon 6
<b>Plastics colour:</b>	Black
<b>Frame material:</b>	Passivated ADC12
<b>Frame colour:</b>	Aluminium grey
<b>Mounting Type:</b>	Pole Mount

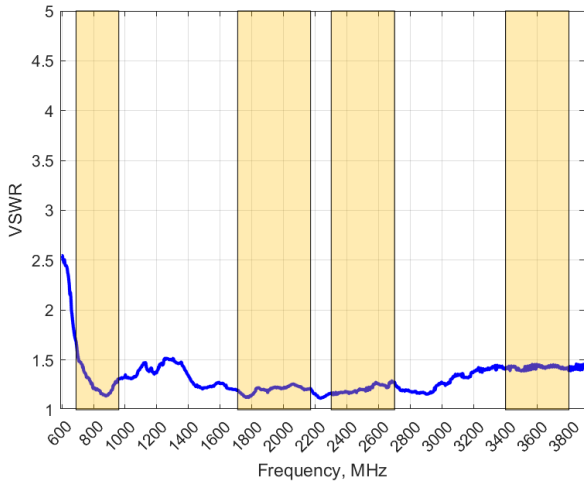
## Environmental Specifications, Certification & Approvals

<b>Wind Survival:</b>	≤160 km/h
<b>Temperature Range (Operating):</b>	-40°C to +70°C
<b>Environmental Conditions:</b>	Outdoor/Indoor
<b>Water ingress protection ratio/standard:</b>	IP 65
<b>Salt Spray:</b>	MIL-STD 810F/ASTM B117
<b>Operating Relative Humidity:</b>	Up to 98%
<b>Storage Humidity:</b>	5% to 95% - non-condensing
<b>Storage Temperature:</b>	-40°C to +70°C
<b>Enclosure Flammability Rating:</b>	UL 94-HB
<b>Impact resistance:</b>	IK 08
<b>Product Safety &amp; Environmental:</b>	Complies with CE and RoHS standards

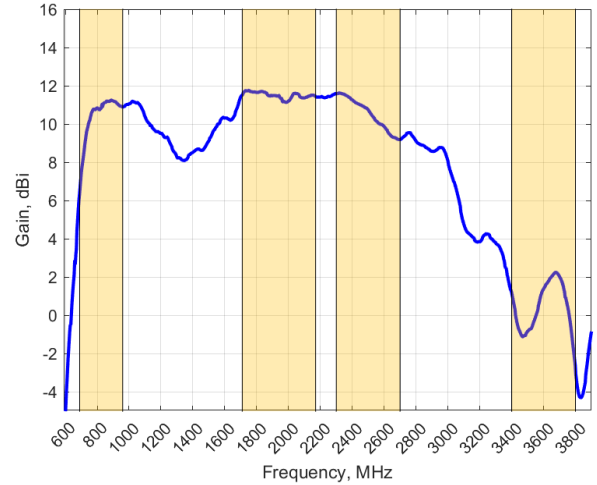


**Antenna Performance Plots**

**VSWR**



**GAIN (EXCLUDING CABLE LOSS)**



**Voltage Standing Wave Ratio (VSWR)**

VSWR is a measure of how efficiently radio-frequency power is transmitted from a power source, through a transmission line, into a load. In an ideal system, 100% of the energy is transmitted which corresponds to a VSWR of 1:1.

The LPDA-92 delivers superior performance across all bands with a VSWR of <1.5:1 across 95% of the bands.

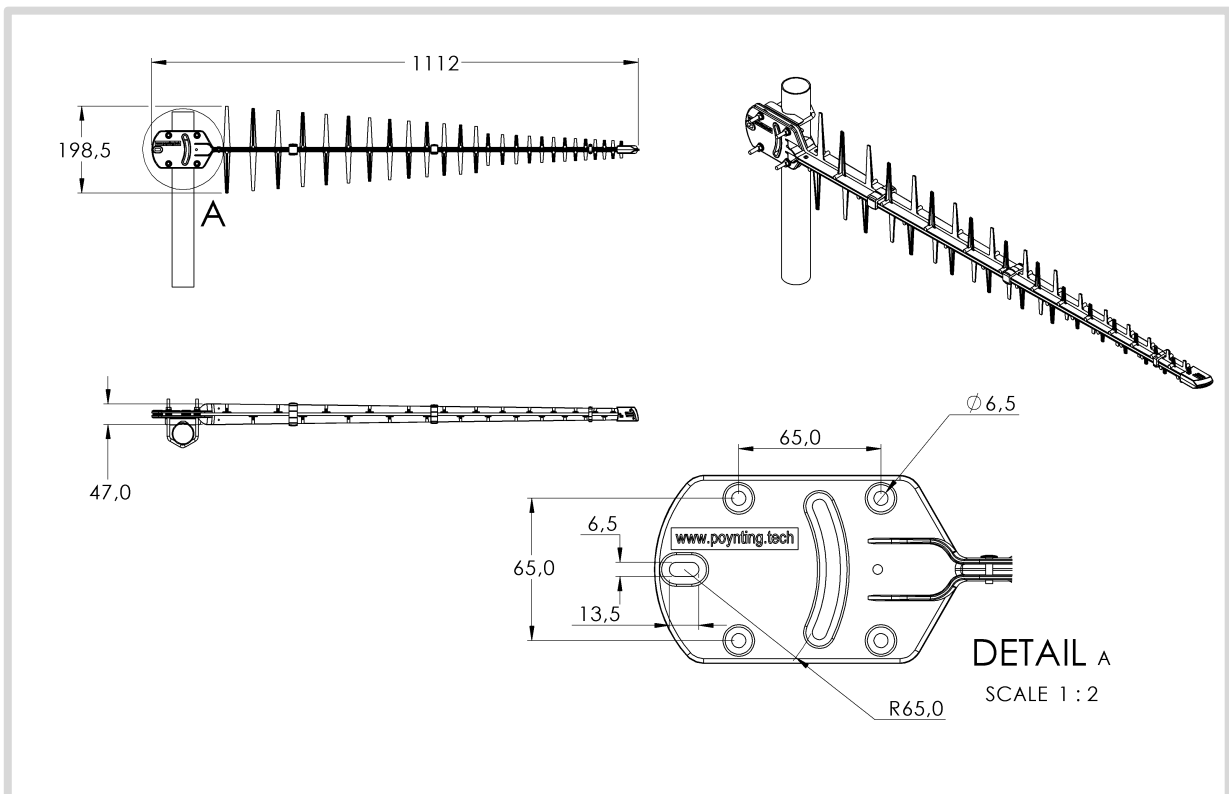
**Gain in dBi**

11 dBi is the peak gain across all bands from 698 – 3800 MHz

Gain @ 698 – 960 MHz:	10.8 dBi
Gain @ 1710 – 2700 MHz:	11 dBi
Gain @ 3400 – 3800 MHz:	2.3 dBi

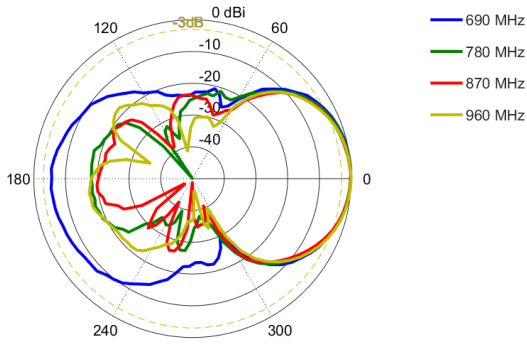
*\*\*Antenna gain measured with polarisation aligned standard antenna*

**Technical Drawings**

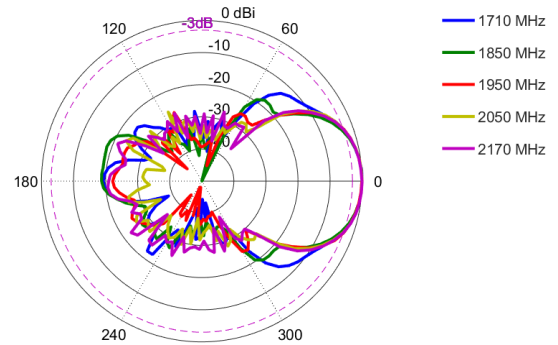


**Radiation Patterns**

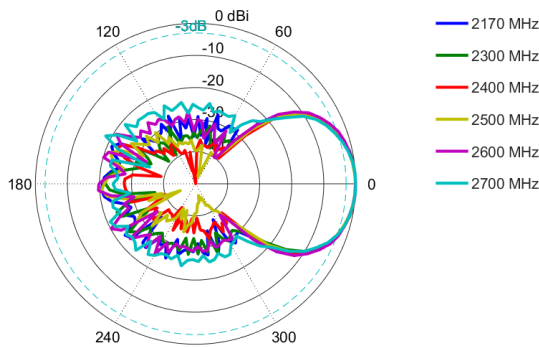
Azimuth: 690 – 960 MHz



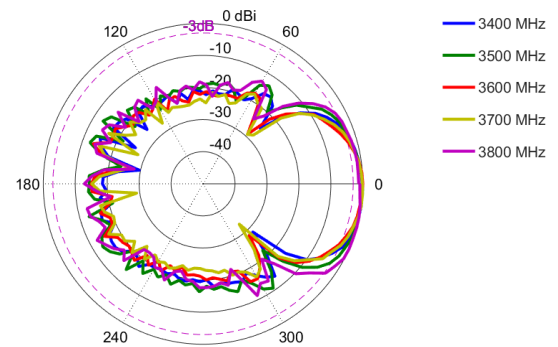
Azimuth: 1710 – 2170 MHz



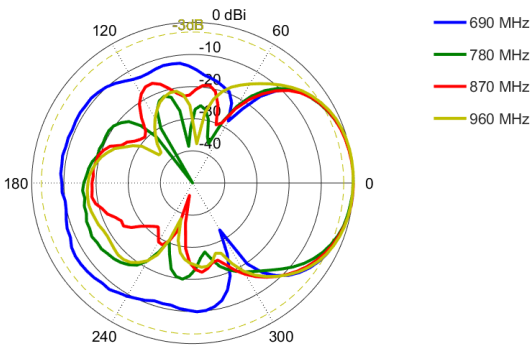
Azimuth: 2170 – 2700 MHz



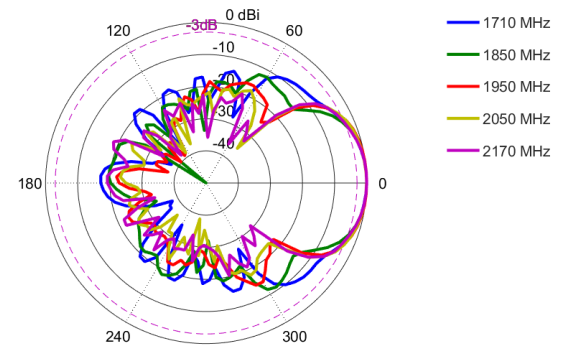
Azimuth: 3400 – 3800 MHz



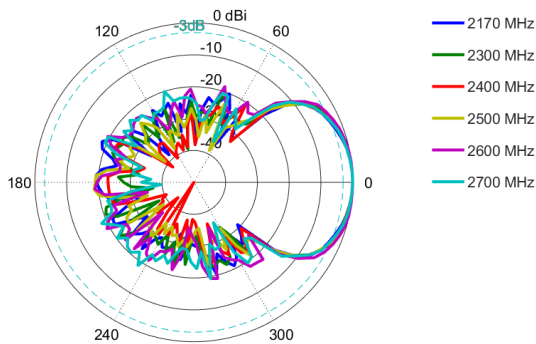
Elevation: 690 – 960 MHz



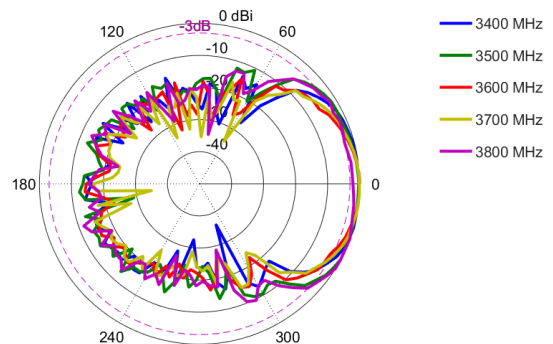
Elevation: 1710 – 2170 MHz




Elevation: 2170 – 2700 MHz



Elevation: 3400 – 3800 MHz



## Mounting Options



### Pole Mount

Pole mounted vertically using U-bolts



### A-LPDA-0092-30-LTE Mount

Pole mounted vertically and horizontally using U-bolts and a BRKT-030



### A-LPDA-0092-LTE Mount

Pole mounted at  $\pm 45^\circ$  using U-bolts and a BRKT-033

### **Additional Accessories**

Extension Cables: Up to 10m HDF 195  
Various connectors available  
Installation poles and brackets available

See accessories technical specifications on [www.poynting.tech](http://www.poynting.tech)

---

### **Contact Poynting**

#### **Poynting Antennas (Pty) Ltd - Head Office**

Unit 4, N1 Industrial Park  
Landmarks Avenue,  
Samrand, 0157  
South Africa

**Phone:** +27 (0) 12 657 0050

**E-mail:** [sales@poynting.co.za](mailto:sales@poynting.co.za)

#### **Poynting Europe**

Regus Business Center Neue Messe Riem  
Kronstadter Straße 4  
81677 München  
Germany

**Phone:** +49 89 208026538

**E-mail:** [sales-europe@poynting.tech](mailto:sales-europe@poynting.tech)