

# IOT & Smart Metering

## Wall Mount Low Profile

V2 04/08/16



### LPW-BC3G-26

- Low profile, vandal & tamper proof design
- Simple adhesive pad or screw fix installation
- Covers global cellular & LTE bands
- Suitable for mounting on metallic or non metallic surfaces\*

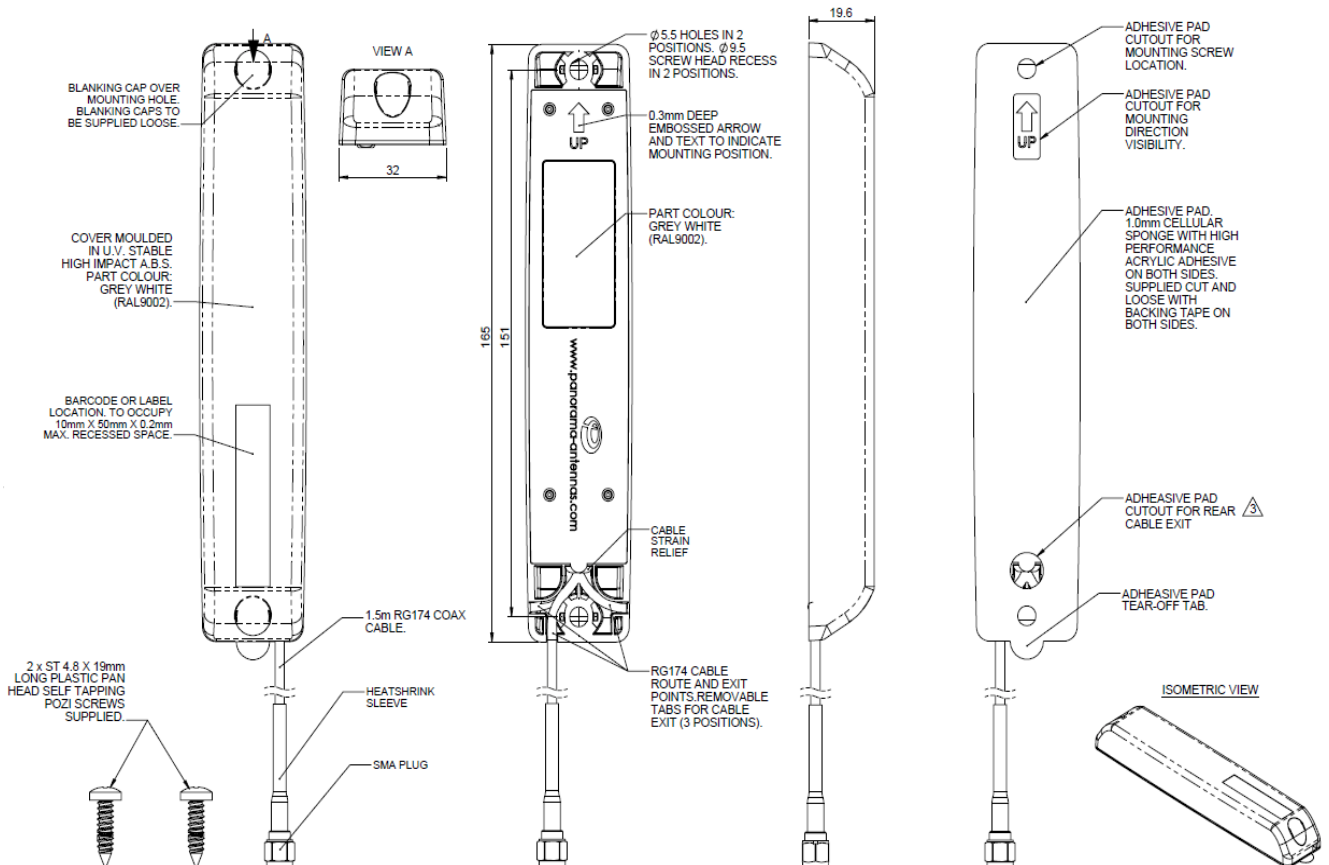
The Panorama LPW range of antennas are designed to decrease the lifetime cost of M2M and smart metering installations by offering a robust, effective antenna that is easy to install and lasts the lifetime of the installation without the need for maintenance.

The antenna offers ground-plane independent omni-directional performance across global cellular and LTE bands making it a versatile solution for any number of applications. The efficient element design ensures a high first time connection rate and an ongoing, robust communications link even in problematic coverage areas.

The antenna can be installed using the supplied automotive grade adhesive pad or via the integrated screw mounting bosses. If the antenna is panel mounted the cable can be routed through a hole in the adhesive pad to run invisibly into the panel behind.

\*Performance may change based on mounting surface.

### Technical Drawing

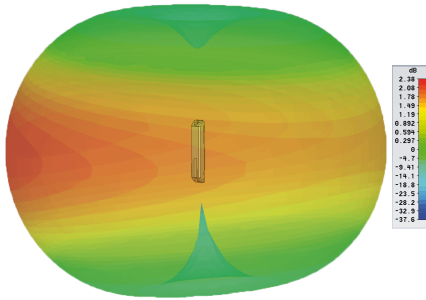


<b>Part No.</b>		LPW-BC3G-26-2SP
<b>Electrical Data</b>		
Frequency Range (MHz)	698-960, 1710-2700	
Operational Band	LTE 700 / LTE 800 / AMPS 850 / GSM 900 / GSM 1800 / PCS 1900 / AWS / 3G UMTS 2100 / LTE 2600	
Typical VSWR	< 2:1	
Typical Peak Gain: Isotropic	2dBi	
Compared to ¼ wave	0dB	
Pattern	Omni-directional	
Impedance	50Ω	
Max Input Power (W)	20W	
<b>Mechanical Data</b>		
Dimensions (mm)	Height	19.6 (0.77")
	Length	165 (6.5")
	Width	32 (1.26")
Operating Temp (°C)	-30° / +70°C (-22°F / 158 °F)	
Material	ASA	
Colour	Telegray RAL 7047	
Ingress protection	Equivalent to IP66 when properly installed	
<b>Mounting Data</b>		
Fixing	Industrial grade acrylic adhesive pad / 2x 4.8mm (0.18")screws	
<b>Cable Data</b>		
Type	RG174	
Thickness (mm)	2.8 (0.11")	
Length (m)	2 (6' 6")	
Termination	SMA Plug†	

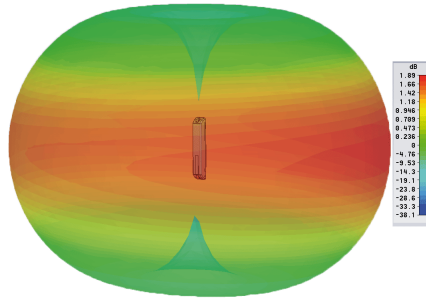
† Other connectors and micro connectors available

3D Patterns of Antenna in Free Space

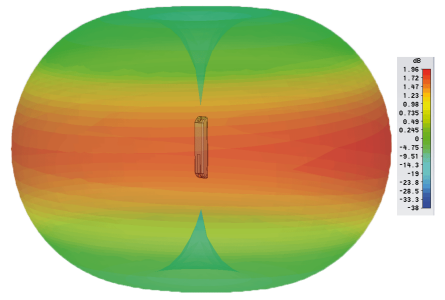
Typical 3D Pattern (700MHz)



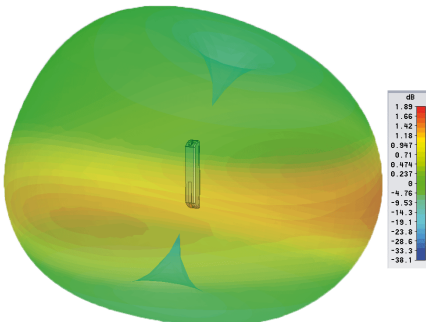
Typical 3D Pattern (800MHz)



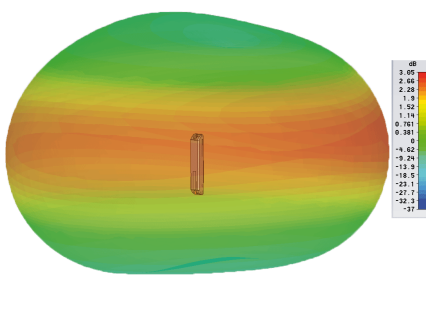
Typical 3D Pattern (900MHz)



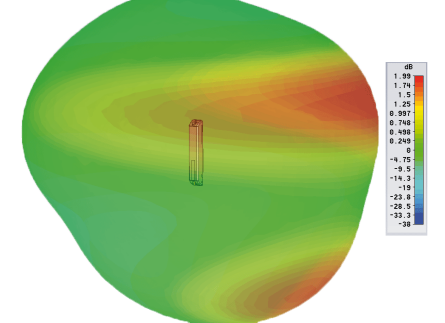
Typical 3D Pattern (1800MHz)



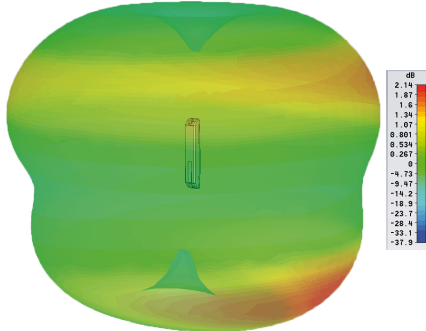
Typical 3D Pattern (1900MHz)



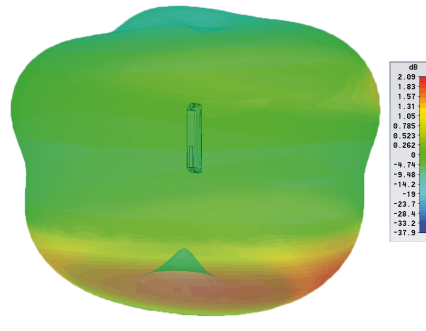
Typical 3D Pattern (2100MHz)



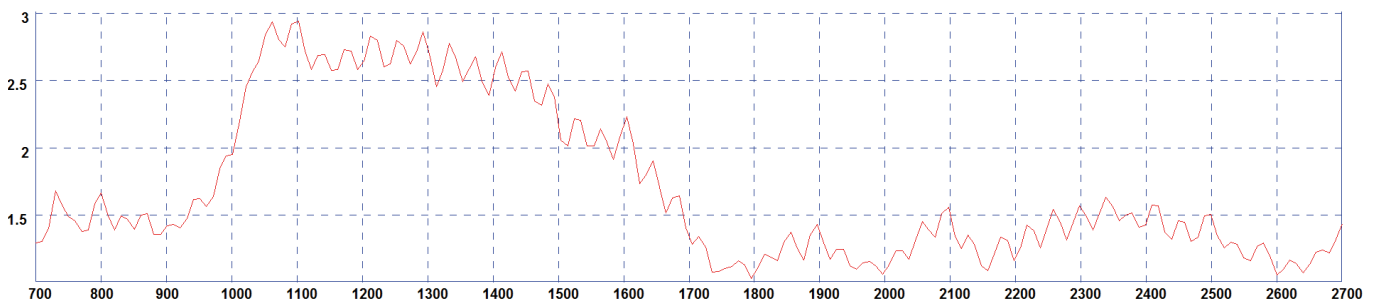
Typical 3D Pattern (2400MHz)



Typical 3D Pattern (2600MHz)

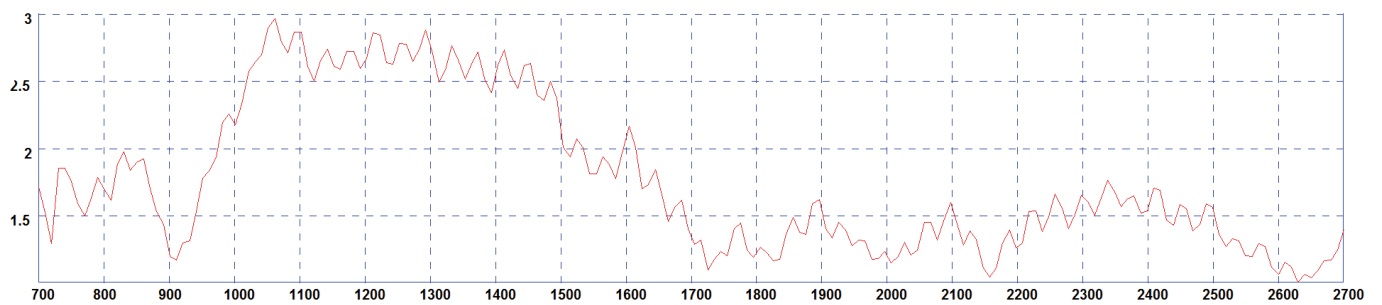


Typical VSWR of Antenna in Free Space\*



\* VSWR measured in free space with 2m (6.6') of RG174 cable

Typical VSWR on 350 x 350mm Ground Plane\*



\* VSWR measured mounted on a 350 x 350mm (14" x 14") with 2m (6.6') of RG174 cable

