

Directional 4x4MiMo 4G/5G Antenna

WMM4G-6-60



- 4x4 MiMo High Gain Directional Antenna for 4G/5G
- Supports New Generation CAT18/20 Devices
- Frequency range 617-960/1710-6000MHz
- Suitable for wall or mast mounting

The WMM4G-6-60 is a high gain directional 4x4 MiMo antenna for 4G and 5G networks. It incorporates four pairs of wideband element assemblies in a single housing and is designed to support fixed site CAT18/20 client devices. It offers 6dBi peak gain for 617- 960MHz and 9dBi peak gain for 1710-6000MHz. The weather resistant housing is designed for wall or mast mounting with the supplied hardware. WMM4G-6-60-5FKJ version is fitted with FAKRA D jacks.

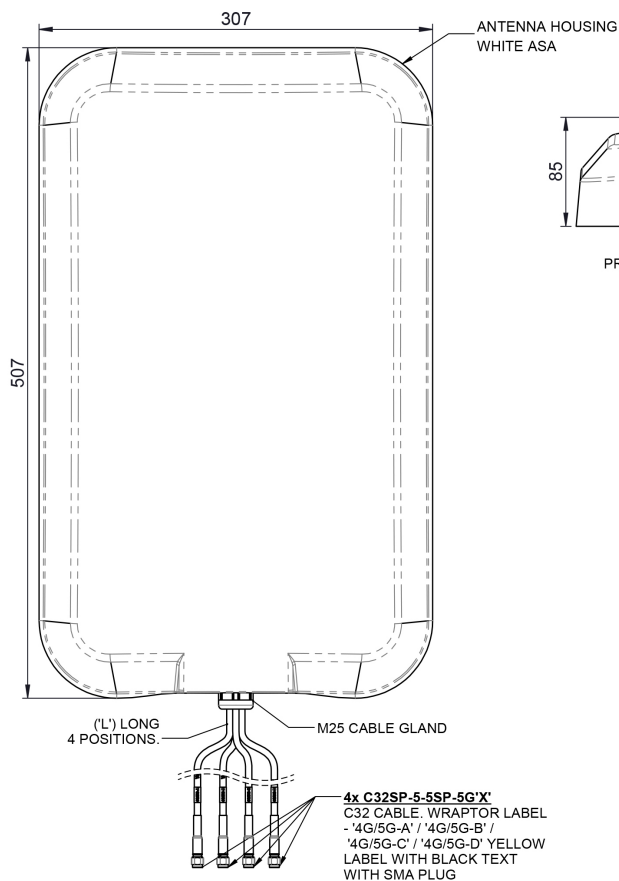
The standard WMM4G-6-60-5SP version has 5m length ultra-low loss CS32 type coaxial cables which eliminates exposed connector joints and simplifies the installation process

The WMM4G-6-60-05NJ version has 50cm length cables, fitted with N type jack, which is ideal for installations that require a longer cable run, where Panorama's CS240 or CS400 type coaxial cable can be used to minimise the cable insertion loss.

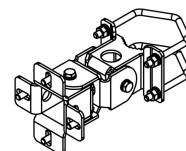
The WMM4G-6-60 is a value added product for network operators and service providers by improving the link resilience to the router, achieving increased data rates for the subscriber, resulting in customer satisfaction and retention.

Technical Drawing

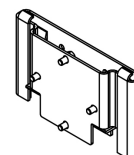
WMM4G-6-60-5SP Shown



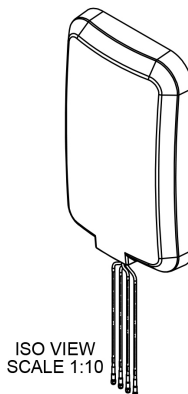
OPERATING FREQUENCIES:
4G/5G-A: 617-960/1710-6000 MHz
4G/5G-B: 617-960/1710-6000 MHz
4G/5G-C: 617-960/1710-6000 MHz
4G/5G-D: 617-960/1710-6000 MHz



MAST MOUNT BRACKET
SUPPLIED LOOSE



WALL MOUNT BRACKET
SUPPLIED LOOSE



Directional 4x4MiMo 4G/5G Antenna

WMM4G-6-60

PANORAMA ANTENNAS

Product Data

Part No.		WMM4G-6-60-05NJ	WMM4G-6-60-5SP	WMM4G-6-60-5FKJ	WMM4G-6-60-5NP
Electrical Data					
Frequency range (MHz)		617-960 / 1710-6000			
Operational bands		4G / 5G			
Radiation pattern		Directional			
Nominal polarisation		+/- 45deg / Vertical			
Peak gain (excl cable loss)*	617-960MHz	6dBi			
	1710-6000MHz	9dBi			
Efficiency - excluding cable loss (all bands)		> 60%			
Correlation co-efficient (all bands)		< 0.2			
Max input power (W)		20 Watts			
Mechanical Data					
Dimensions (mm)	Height	507 (19.96")			
	Width	307 (12.01")			
	Depth	85 (3.34")			
Operating temp (°C)		-40° / +80°C (-40° / 176°F)			
Material		ASA			
Colour		White			
IP Rating		IP66			
Radome material certifications		UL94-HB, UL746C-f2			
Weight (g)		5400			
Survival wind speed (m/s)		55			
Typical wind load @ 45 m/s (N)		200			
Mounting Data					
Fixing		Wall Mount / Flush Wall Mount / Mast Mount			
Mounting bracket material		Coated steel / Aluminium / Stainless Steel			
Pole diameter (mm)		20-50 / (0.78 - 1.96")			
Cable & Connector Data					
Cable Type		Cell Cables: CS32 FRZH Both meet EN6722 / EN45545-2)			
Diameter (mm)		5 (0.2")			
Length (m)		0.5 (19")	5 (16.4')	5 (16.4')	5 (16.4')
Connector		N Socket (f) x 4	SMA(m) x 4	FAKRA D x 4	N-Plug (m) x 4

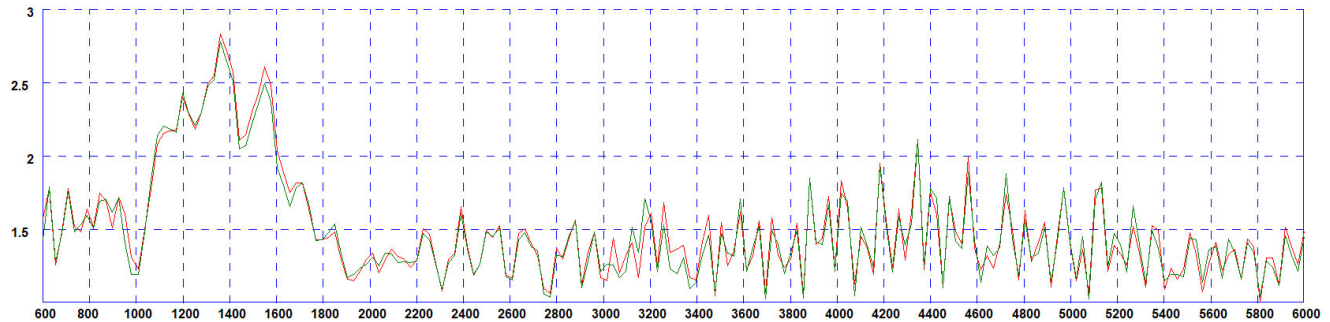
* Peak gain derived from CST Microwave Studio and excludes cable

Directional 4x4MiMo 4G/5G Antenna

WMM4G-6-60

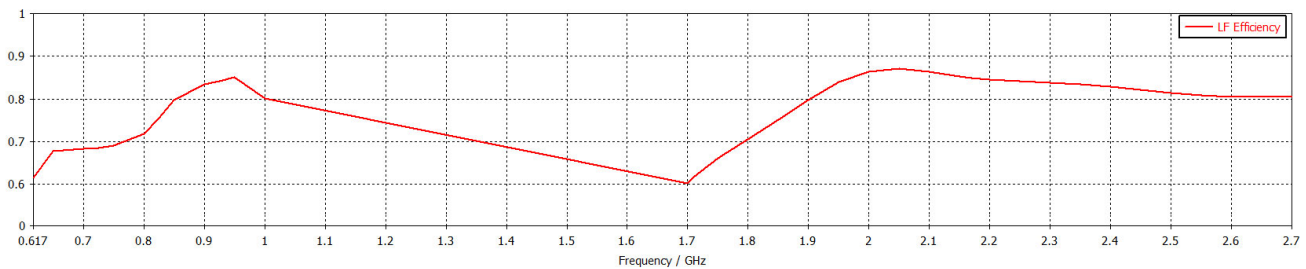
Electrical Data

Typical VSWR*



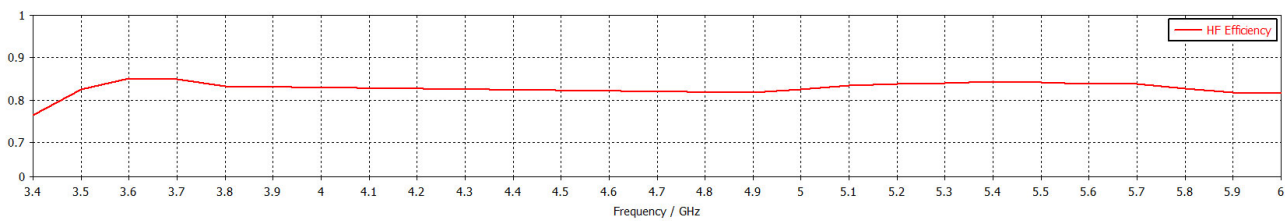
*VSWR for elements assemblies 1 and 2 measured with 5m (16') of CS32 cable.

Typical Efficiency 617-2700MHz*



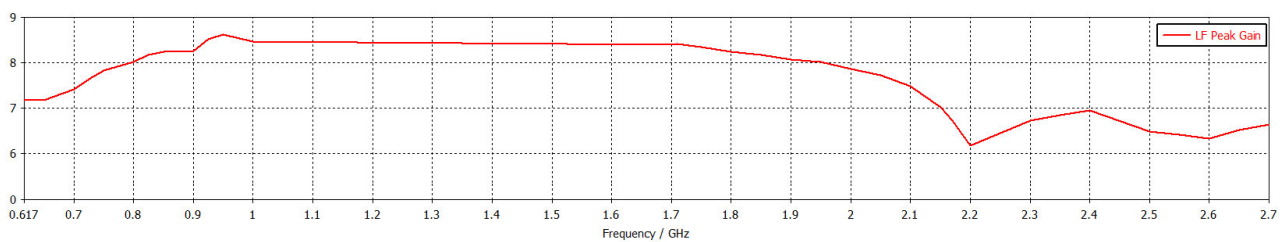
*Efficiency simulated in CST Microwave Studio excluding cable loss.

Typical Efficiency 3400-6000MHz*



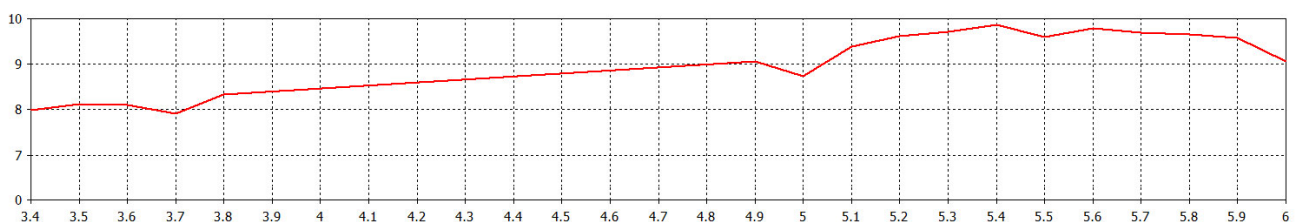
*Efficiency simulated in CST Microwave Studio excluding cable loss.

Typical Swept Gain 617-2700MHz*



*Swept gain simulated in CST Microwave Studio excluding cable loss.


Typical Swept Gain 3400-6000MHz*



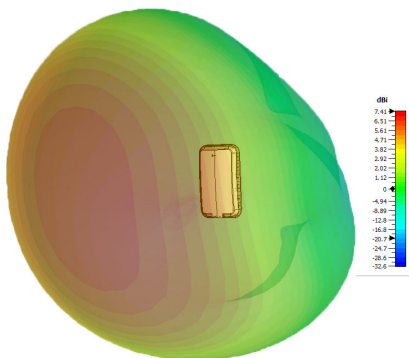
*Swept gain simulated in CST Microwave Studio excluding cable loss.

3D Patterns

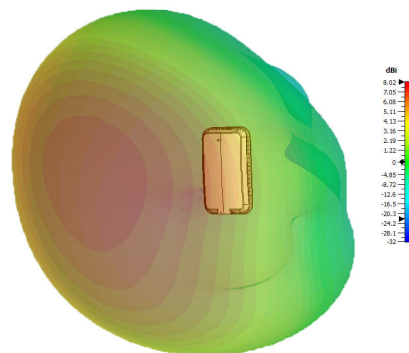
Typical 3D Pattern 617MHz*



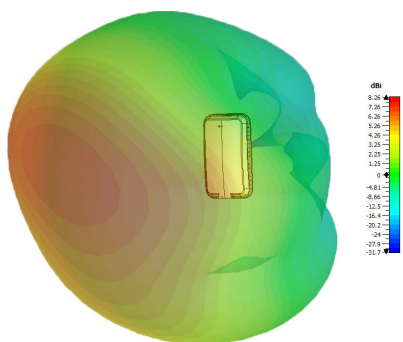
Typical 3D Pattern 700MHz*



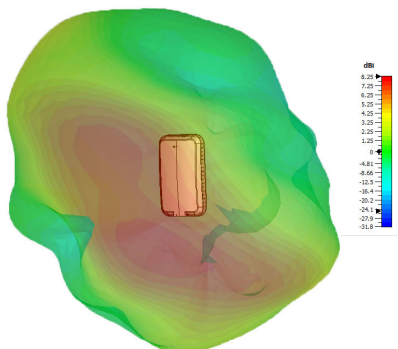
Typical 3D Pattern 800MHz*



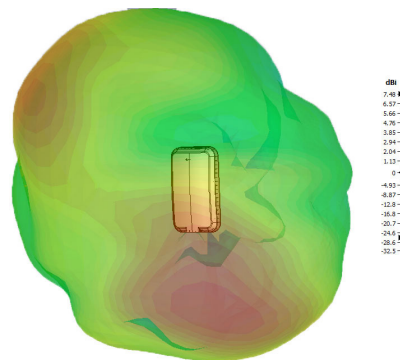
Typical 3D Pattern 900MHz*



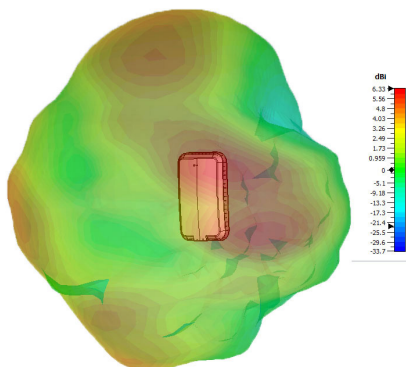
Typical 3D Pattern 1800MHz*



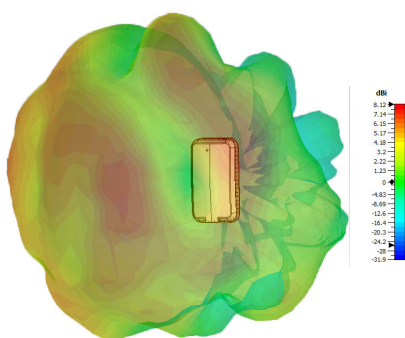
Typical 3D Pattern 2100MHz*



Typical 3D Pattern 2600MHz*



Typical 3D Pattern 3600MHz*



Typical 3D Pattern 5600MHz*

