

## Drill Cable Preparation Tools – EZPT Series

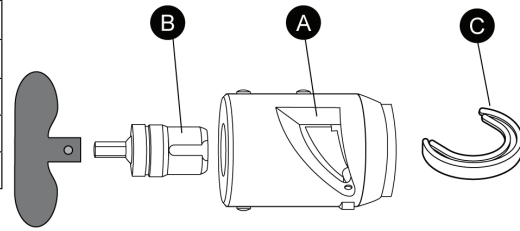
For Corrugated Cables: AVA5-50FX, AVA6-50, AVA7-50  
and EZFit® Series Connectors Bulletin 7580735 Rev. C | Page 1 of 2

POWERED BY



Andrew Institute offers installation training.

Preparation Tool	
Cable Size	Part Number
7/8"	A5FX-EZPT
1 1/4"	A6-EZPT
1 5/8"	A7-EZPT



Replacement Saw Guides for corrugated cables		
Cable	Part Number	Description
AVA5-50FX	A5-SG	Saw guide for cable, kit of 10
AVA6-50	A6-SG	Saw guide for cable, kit of 10
AVA7-50	A7-SG	Saw guide for cable, kit of 10

**1**

It's important to have a straight cut and no burrs on the outer conductor. Rotate saw guide halfway through the cut to ensure saw is always resting on the guide and last saw stroke should be soft to avoid tearing the outer conductor.

**2**

The tool needs to be aligned with the cable and rotation needs to start just before tool makes contact with cable. If experiencing difficulties refer to the troubleshooting guide on the back.

**3**

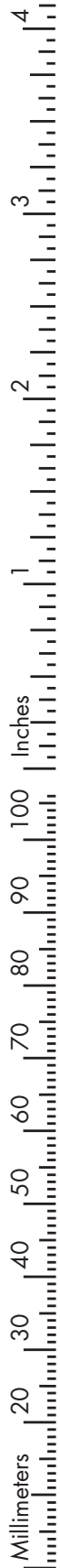
**4**

**5**

**6**

**7**

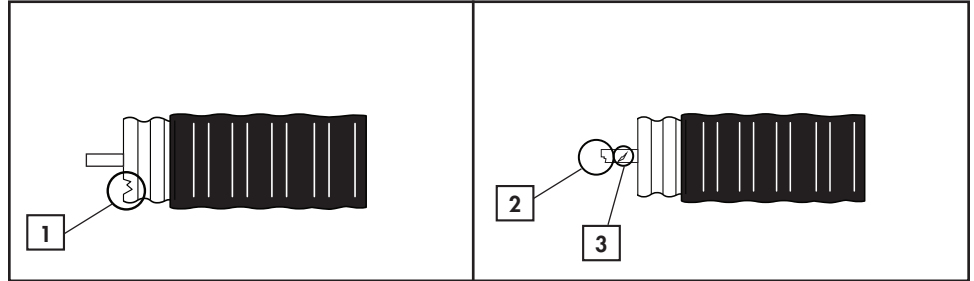
**8**



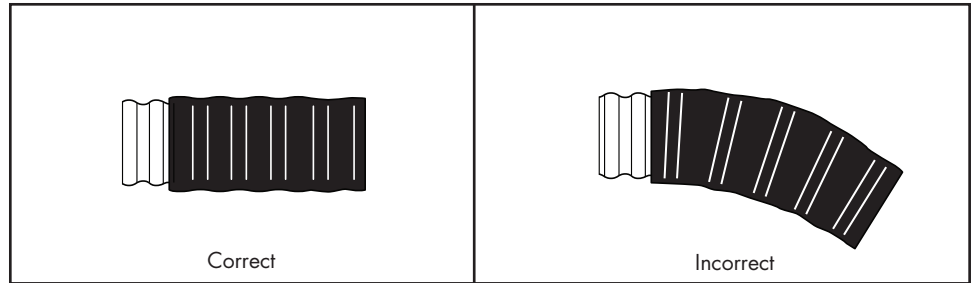
## Troubleshooting Guide for Corrugated Cables: AVA5-50FX, AVA6-50, AVA7-50

The operator should follow the troubleshooting checklist in case of the following failures:

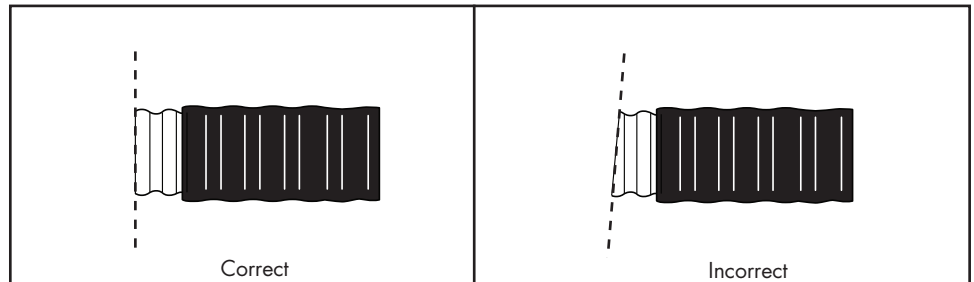
- 1 Damaged outer conductor – re-prep
- 2 Torn center conductor – re-prep
- 3 Scratched center conductor – re-prep
- 4 Tool clog



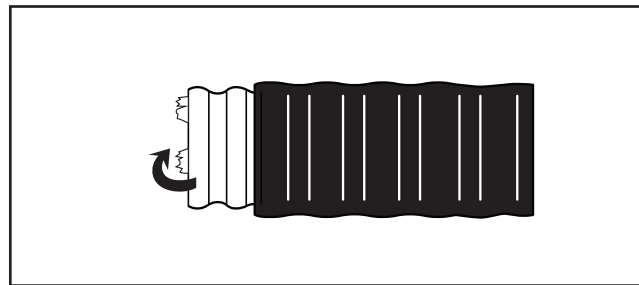
Make sure the battery is fully charged. The need to increase the effort required to push the tool on the cable may be an early indicator of a failing battery. The cable should be kept as straight as possible.



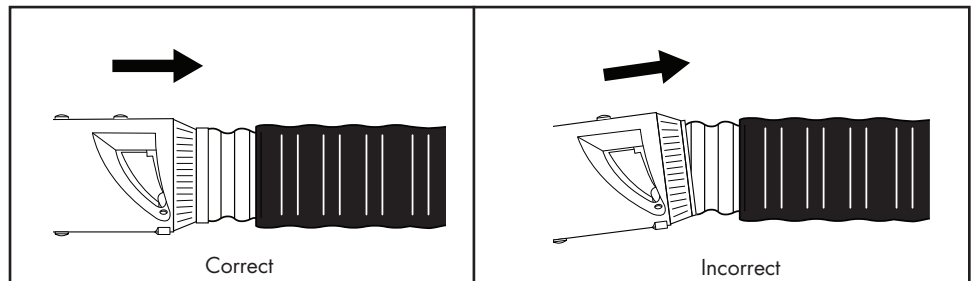
The cut on the cable using the saw guide should be perpendicular to the running length of the cable.



All burrs sticking out of the cable should be rolled in toward the center using the flat face of the knife or file.



The tool and the cable should be aligned before engagement. Even the smallest angles between the two can lead to prep failure.



**CommScope**  
 1100 CommScope Place SE P.O. Box 339, Hickory, NC 28603-0339  
 (828) 324-2200 (800) 982-1708  
[www.commscope.com/andrew](http://www.commscope.com/andrew)

**Customer Service 24 hours**  
 North America: +1-800-255-1479 (toll free)  
 Any country: +1-779-435-6500  
 email: [acicustomersupportcenter@commscope.com](mailto:acicustomersupportcenter@commscope.com)

Notice: CommScope disclaims any liability or responsibility for the results of improper or unsafe installation, inspection, maintenance, or removal practices.  
 Aviso: CommScope no acepta ninguna obligación ni responsabilidad como resultado de prácticas incorrectas o peligrosas de instalación, inspección, mantenimiento o retiro.  
 Avis : CommScope décline toute responsabilité pour les conséquences de procédures d'installation, d'inspection, d'entretien ou de retrait incorrectes ou dangereuses.  
 Hinweis: CommScope lehnt jede Haftung oder Verantwortung für Schäden ab, die aufgrund unsachgemäßer Installation, Überprüfung, Wartung oder Demontage auftreten.  
 Atenção: A CommScope abdica do direito de toda responsabilidade pelos resultados de práticas inadequadas e sem segurança de instalação, inspeção, manutenção ou remoção.  
 Avvertenza: CommScope declina eventuali responsabilità derivanti dall'esecuzione di procedure di installazione, ispezione, manutenzione e smontaggio improprie o poco sicure.  
 注意: CommScope 公司申明對於不恰當或不安全的安裝、檢驗、維修或拆卸操作所導致的後果不負任何義務和責任