

# RG-RAP6262

## Wi-Fi 6 AX3000 High Performance Outdoor Access Point

DATASHEET



### Highlights

- 'UFO' design, a perfect blend of high performance and full coverage.
- Enter the era of ultra-high Wi-Fi 6 speed.
- Extra-distance access point deployment with SFP port.
- IP68 protection, rock-solid in harsh environments.
- Easily expand extra outdoor Wi-Fi with Reyee Mesh.

## Highlight Features

### A Perfect Blend of High Performance and Full Coverage



WiFi 6  
Wi-Fi 6  
AX3000

Omni-directional  
Antennas

SFP  
Port

Reyee  
Mesh

Free Cloud  
Management

### Enter the Era of Ultra-high Wi-Fi 6 Speed

With a revolutionary combination of OFDMA and 1024QAM, the latest 802.11ax standard, and the 160MHz band, RG-RAP6262 wireless aggregation rate reaches 2.976Gbps.

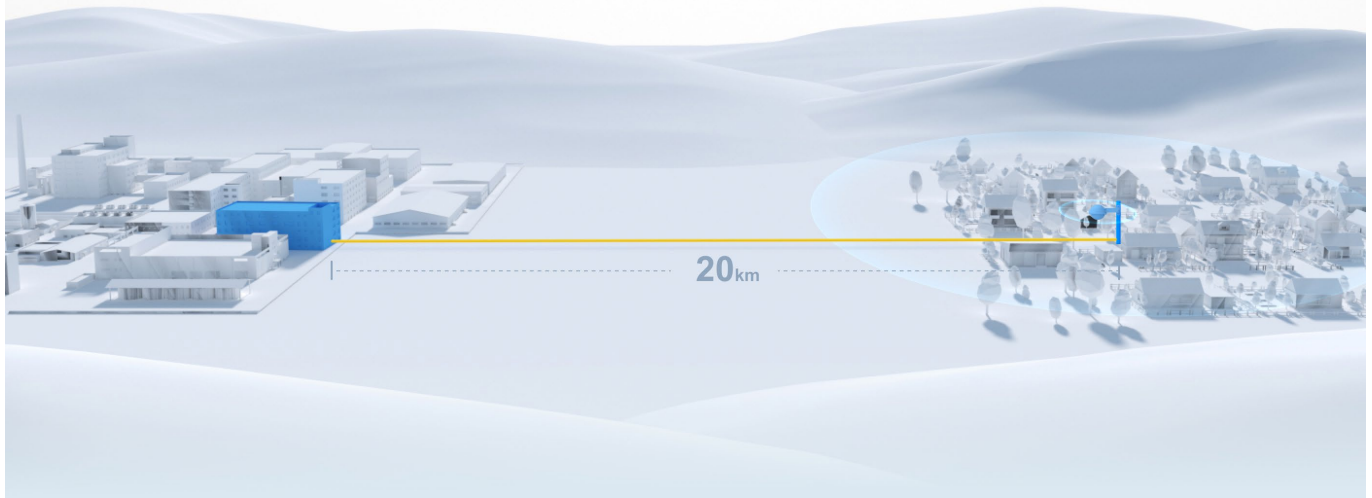
RG-RAP6262		2976 Mbps
RG-RAP6262(G)		1775 Mbps



## Highlight Features

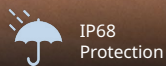
### Support Extra-Distance Access Point Deployment

With gigabit SFP port, the device supports up to 20km transmission from datacenter with single mode fiber



### Rock-solid in Harsh Environments

Adopts completely sealed, waterproof, dustproof, moisture proof and flame-retardant, wind erosion protection, Wide Temperature range, and 4kV surge protection design.



IP68  
Protection



4kV Lighting  
Protection



Wind Erosion  
Protection




-30°C ~ 65°C  
Flame-Retardant



## Highlight Features

### Omni-directional Coverage with Long Range


Built-in 5 high gain antennas, supports full coverage with radius of 100 meters at 2.4GHz, and 300 meters at 5GHz\*.



\*The maximum range of Wi-Fi coverage is calculated based on field tests. The real transmission range may vary, according to the environment, receiving device, etc.

### Easily Expand Extra Outdoor Wi-Fi with Reyee Mesh

Less wiring, more relaxing



# Highlight Features


## Easy Installation, Firmly Fixed

Rack-separated mounting design, easily installation on high. Replace plastic cable ties by iron hoop.



## Cloud, Make Your Business Easy

- Remote monitoring
- Remote Wi-Fi management
- Cloud portal authentication
- Wireless intelligent optimization



# Specifications

## Basic Feature

Wi-Fi Standards	Wi-Fi 6 (IEEE 802.11ax) Wi-Fi 5 (IEEE 802.11ac Wave 2) Wi-Fi 4 (IEEE 802.11n) IEEE 802.11a IEEE 802.11b/g
MIMO	2.4GHz, 2x2, MU-MIMO 5GHz, 2x2, MU-MIMO
Max. Wi-Fi Speed	2.4GHz: 574Mbps 5GHz: 2402Mbps
Antenna	5
Antenna Type	Built-In Omnidirectional
Antenna Gain	2.4GHz: 3dBi 5 GHz: 4dBi
Transmit Power	Frequency bands using and the max EIRP: Note: Country specific restrictions apply <b>European Union &amp; United Kingdom</b> 2400-2483.5 MHz, EIRP ≤ 20 dBm 5470-5725 MHz, EIRP ≤ 30 dBm <b>United States:</b> 2400-2483.5 MHz, max output power ≤ 30dBm & EIRP ≤ 36 dBm 5150-5250 MHz, max output power ≤ 30dBm & EIRP ≤ 36 dBm 5250-5350 MHz, max output power < 24dBm & EIRP ≤ 30 dBm 5470-5725 MHz, max output power < 24dBm & EIRP ≤ 30 dBm 5725-5825 MHz, max output power ≤ 30dBm & EIRP ≤ 36 dBm <b>Myanmar :</b> 2400-2483.5 MHz, EIRP ≤ 23 dBm 5725-5825 MHz, EIRP ≤ 30 dBm <b>Thailand:</b> 2.4 GHz to 2.4835 GHz: 20 dBm 5.470 GHz to 5.725 GHz: 30 dBm 5.725 GHz to 5.825 GHz: 30 dBm <b>Indonesia:</b> 2400-2483.5MHz, EIRP ≤ 36 dBm 5725-5825MHz, EIRP ≤ 36 dBm <b>Egypt:</b> 2400-2483.5 MHz, EIRP ≤ 20 dBm 5150-5350 MHz, EIRP ≤ 23 dBm
Fixed Ports	1 × 10/100/1000 Base-T port 1 × 1GBase-X SFP port 1 × DC port 1 × Reset button

# Specifications

## Basic Feature

Max. Clients	512
Recommended Clients	110
Max. SSIDs	8
Recommended Wi-Fi Coverage Radius	2.4GHz: 50 meters 5GHz: 150 meters The Wi-Fi coverage is related to the installation environment of the access point.
Max. Wi-Fi Coverage Radius	300 Meters
Operation Frequency Bands	802.11b/g/n/ax: 2.400 GHz to 2.4835 GHz 802.11a/n/ac/ax: 5.150 GHz to 5.350 GHz, 5.470 GHz to 5.725 GHz, 5.725 GHz to 5.850 GHz country-specific restrictions apply

## Software Feature

### WLAN Basic Features

Power Adjustment	✓
Frequency Bandwidth	2.4 GHz: Auto/20/40 MHz 5 GHz: Auto/20/40/80/160 MHz
Roaming	Layer 2 roaming Layer 3 roaming 802.11k/v/r
OFDMA	✓
Beamforming	✓
WMM	✓
Radar Signal Detection and Frequency Hopping (DFS)	✓
<b>WLAN Security</b>	
Wi-Fi Password	16 Digits
Security Mode	WPA-PSK, WPA2-PSK, WPA/WPA2-PSK
Blacklist and Whitelist	✓

# Specifications

Software Feature	
Enhanced User Experience	
Wi-Fi Optimization	✓
STA Limit	✓
Removing Low-RSSI STAs	✓
Adjusting Sending Rate of Beacon and Probe Response	✓
Syslog Recording Why Users Lose Connection	✓
Auto Channel and Power Adjustment on Cloud	✓
RSSI Threshold for STA Access	✓
Load Balancing	✓
Networks	
Network Access Mode	PPPoE Client DHCP Client Static IP
VLAN	✓
DHCP Server	✓
System	
Cloud Management	✓
APP Management	✓
APP Upgrade	✓
APP Restart	✓
Scheduled Restart	✓
Default Access/Password	10.44.77.254 The factory status password: admin
Local Upgrade	✓



# Specifications

## System

Online Upgrade	✓
Dual-bin Backup	✓
Factory Reset	✓
Language	Chinese English
System Log	✓
Diagnostics	✓
Network Check	✓

## Physical

LED Indicator	1 × System LED indicator 1 × Wi-Fi LED indicator 1 × SFP LED indicator 1 × LAN LED indicator
Buttons	1 × Reset button
Dimensions (W × D × H)	230 mm x 230 mm x 195 mm (Without Mounting Bracket)
Weight	≤1.4 kg (Without Mounting Bracket)
DC Port Dimensions	Outer Diameter: 5.5 mm Inner Diameter: 2.1 mm Length: 10 mm
Installation	Wall-Mountable/Pole-Mountable
Mounting Bracket Dimensions (W × D × H)	155mm x 129mm x 35mm
Mounting Hole Pattern	65 mm x 110 mm
Mounting Hole Diameter	9 mm
Pole Diameter	70 mm to 140 mm
Power Supplies	IEEE 802.3at PoE DC 12V/2A
Power Consumption	< 24W
PoE Power Budget	NA

# Specifications

## Physical

### Environmental

Operating Temperature -30°C ~ 65°C

Storage Temperature -40°C ~ 85°C

Operating Humidity 0% ~ 100% Noncondensing

Storage Humidity 0% ~ 100% Noncondensing

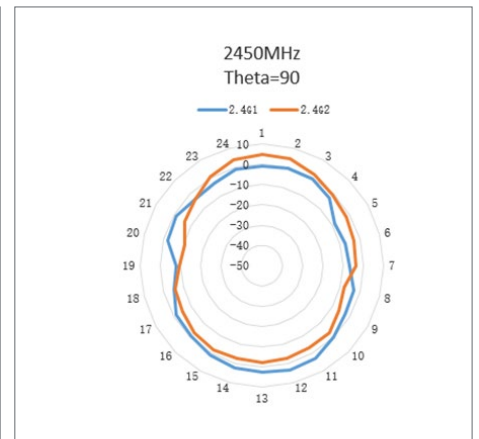
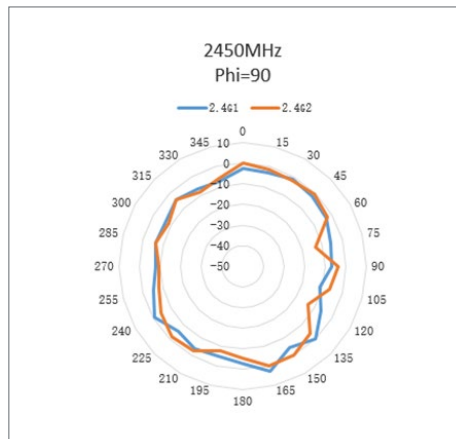
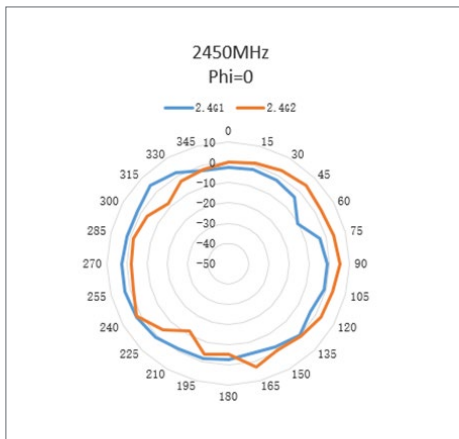
IP(Ingress Protection) IP68

Port Surge 4kV

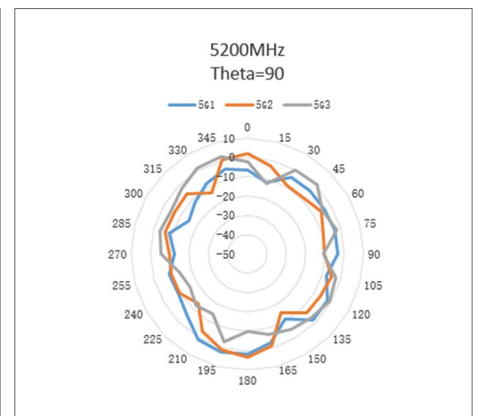
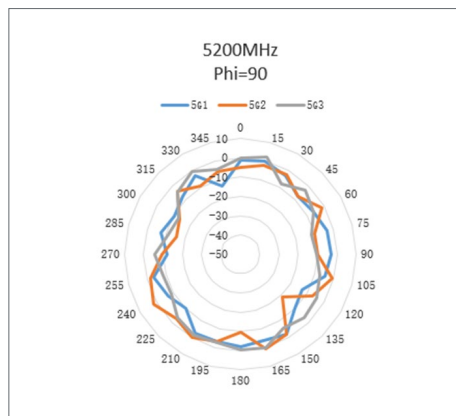
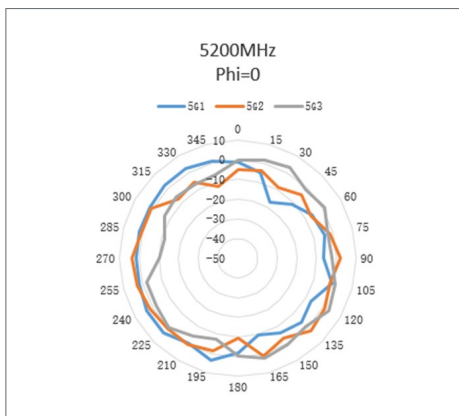
MTBF > 400000H

# Antenna Schematic

## 2.4GHz



## 5GHz



## Package Contents

Package Information	RG-RAP6262
Access Point	1
Power Adapter	0
Quick Start Guide	1
Cat5E UTP Cable	0
Mounting Bracket	1
Rack-mount Brackets	1
Screw	2 × M8×20 4 × M8×60
Warranty Card	1
Package Weight	4.62 kg
Package Dimension (w x d x h)	475 mm x 305 mm x 270 mm

**Ruijie | Rcycc**

 **Redefine your easy network**

---

Copyright ©2000-2023 Ruijie Networks Co., Ltd. All rights reserved.

No part of this document may be reproduced or transmitted in any form or any means without prior written consent of Ruijie Networks Co., Ltd.

#### Notice

This content is applicable only to regions outside the China mainland. Ruijie Networks Co., Ltd. reserves the right to interpret this content.

The information contained herein is subject to change without notice. Nothing herein should be construed as constituting an additional warranty. Ruijie Networks Co., Ltd. shall not be liable for technical or editorial errors or omissions contained herein.



Ruijie Networks Co., Ltd.  
Building 19, Juyuanzhou Industrial Park, No.618 Jinshan  
Road, Cangshan District, Fuzhou, Fujian, China  
Website: <https://www.ruijienetworks.com>