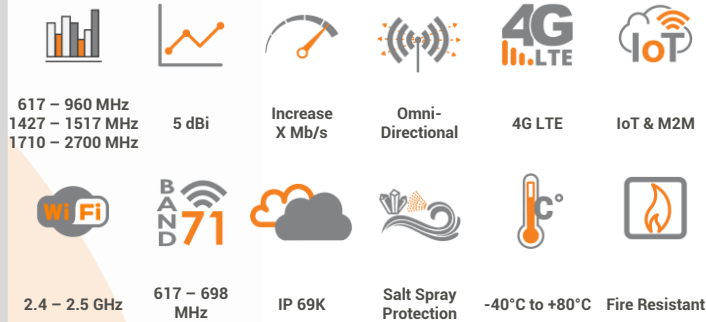


ANTENNAS | OMNI-403 SERIES

OMNI-DIRECTIONAL MARINE & COASTAL LTE ANTENNA

617 – 2700 MHz; 5 dBi



APPLICATION AREAS

- Marine quality, low profile, and omni-directional LTE antenna
- Robust and all-weather proof for harsh conditions at sea
- Easy mounting with feed through a standard 1-inch marine adapter bracket included
- Various marine grade 316 stainless steel mounting brackets available optionally
- UV and saltwater protected against tempestuous weather conditions, with an IP 69K rating

Product Overview

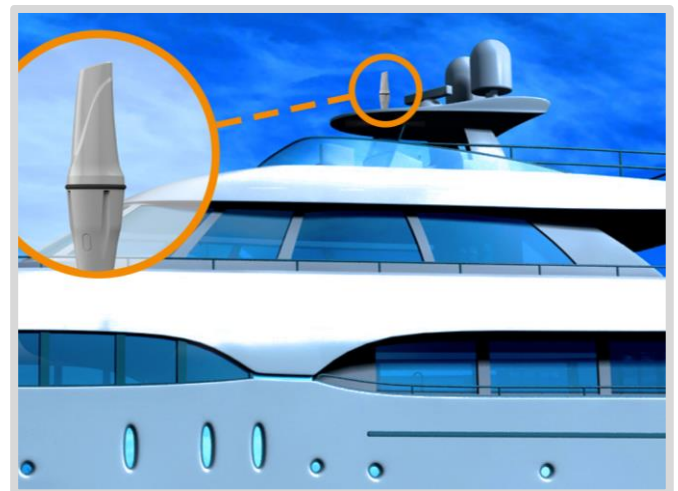
The OMNI-403 is a wideband LTE antenna with a smaller profile radome, which is specifically designed for adverse marine & coastal environments. This antenna covers all contemporary LTE operating frequencies with excellently balanced gain across all frequencies, enhancing LTE performance features, such as multi carrier aggregation (CA). The antenna is designed for superior pattern control over the entire frequency range, making the OMNI-403 an exceptional omni-directional antenna for its size and application. Poynting Antennas achieves this through a new antenna design using multiple dipoles and a unique (patented) feed network. The antenna uses a standard 1-inch (14 TPI) marine mount for simplified installation to most standard marine attachments.

Features

- Medium gain omni-directional antenna
- The antenna is purpose built for marine and coastal applications
- Fits directly to a standard 1-inch (14 TPI) marine mount
- UV and saltwater resistant
- Robust and weather resistant with IP 69K rating

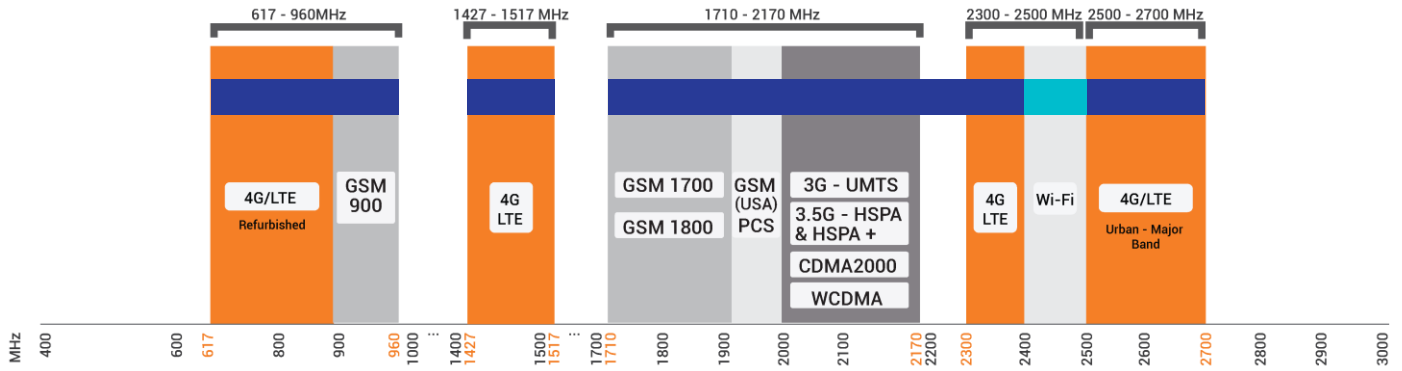
Application Areas

- Marine applications / Yachts / Boats / Ferries
- Enhanced LTE reception
- IoT and M2M applications
- Areas with poor data signal reception
- Improve data transmission connection reliability & stability




Frequency Bands

The OMNI-403 is an omni-directional antenna that works from 617 – 960 MHz | 1427 – 1517 MHz | and | 1710 – 2700 MHz |



Indicates the LTE bands on which OMNI-403 works Indicates the Wi-Fi bands on which OMNI-403 works

Antenna Overview

	
Ports	1
SISO / MIMO	SISO
Frequency Bands	617 – 2700 MHz
Polarisation	Linear Vertical
Peak Gain	5 dBi
Coax Cable Type	N/A
Coax Cable Length	N/A
Connector Type	N-Type (F)

**The connector is factory mounted to the antenna*

Electrical Specifications

Frequency Bands:	617 – 960 MHz 1427 – 1517 MHz 1710 – 2700 MHz
Gain (Max):	2.8 dBi @ 617 – 960 MHz 4 dBi @ 1427 – 1517 MHz 5 dBi @ 1710 – 2700 MHz
VSWR:	<2:1
Feed Power Handling:	10 W
Input Impedance:	50 Ohm (nominal)
DC Short:	Path to Ground

Product Box Contents

Antenna:	A-OMNI-0403
Mounting Bracket:	1" (14 TPI) Marine Adapter (BRKT-40)

Ordering Information

Commercial name:	OMNI-403
Order product code:	A-OMNI-0403-V1-01
EAN number:	6009710920633

Mechanical Specifications

Product Dimensions:	252 mm x Ø75 mm (Incl. BRKT-40)
Packaged Dimensions:	288 mm x 97 mm x 97 mm
Weight:	0.35 kg
Packaged Weight:	0.50 kg
Radome Material:	UV Stable Marine ASA
Radome Colour:	Brilliant White Pantone P 179-1C
Mounting Type:	Standard 1" -14 TPI Marine Mount

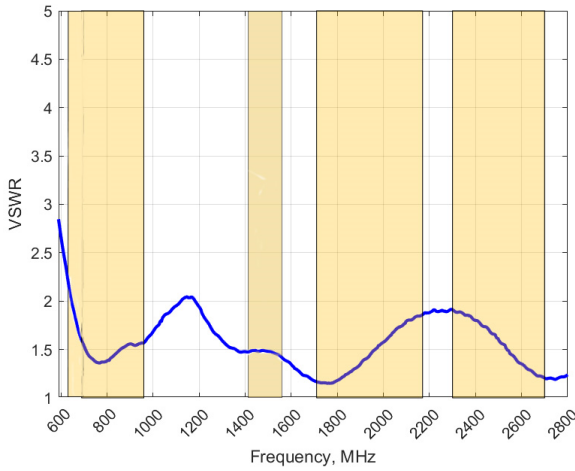
Environmental Specifications, Certification & Approvals

Wind Survival:	<190 km/h
Temperature Range (Operating):	-40°C to +80°C
Environmental Conditions:	Outdoor/Indoor
Water Ingress Protection Ratio/Standard:	IP 69K
Salt Spray:	MIL-STD 810G/ASTM B117
Operating Relative Humidity:	Up to 98%
Storage Humidity:	5% to 95% - non-condensing
Storage Temperature:	-40°C to +80°C
Enclosure Flammability Rating:	UL 94-HB
Impact Resistance:	IK 10
Product Safety & Environmental:	Complies with CE and RoHS standards

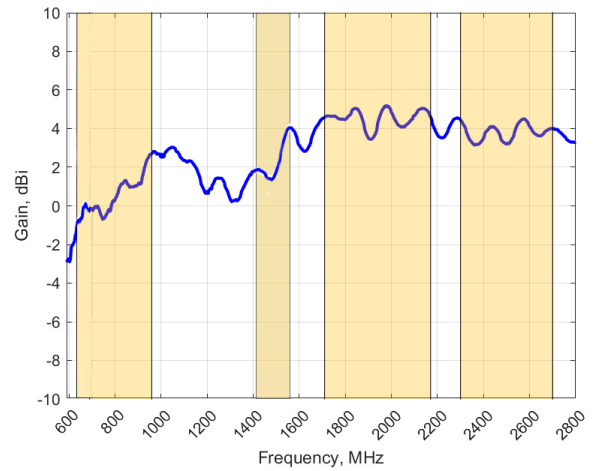


Antenna Performance Plots

VSWR



GAIN (EXCLUDING CABLE LOSS)



Voltage Standing Wave Ratio (VSWR)*

VSWR is a measure of how efficiently radio-frequency power is transmitted from a power source, through a transmission line, into a load. In an ideal system, 100% of the energy is transmitted which corresponds to a VSWR of 1:1.

The OMNI-403 delivers superior performance across all bands with a VSWR of <2:1.

**VSWR measured without a cable*

Gain* in dBi

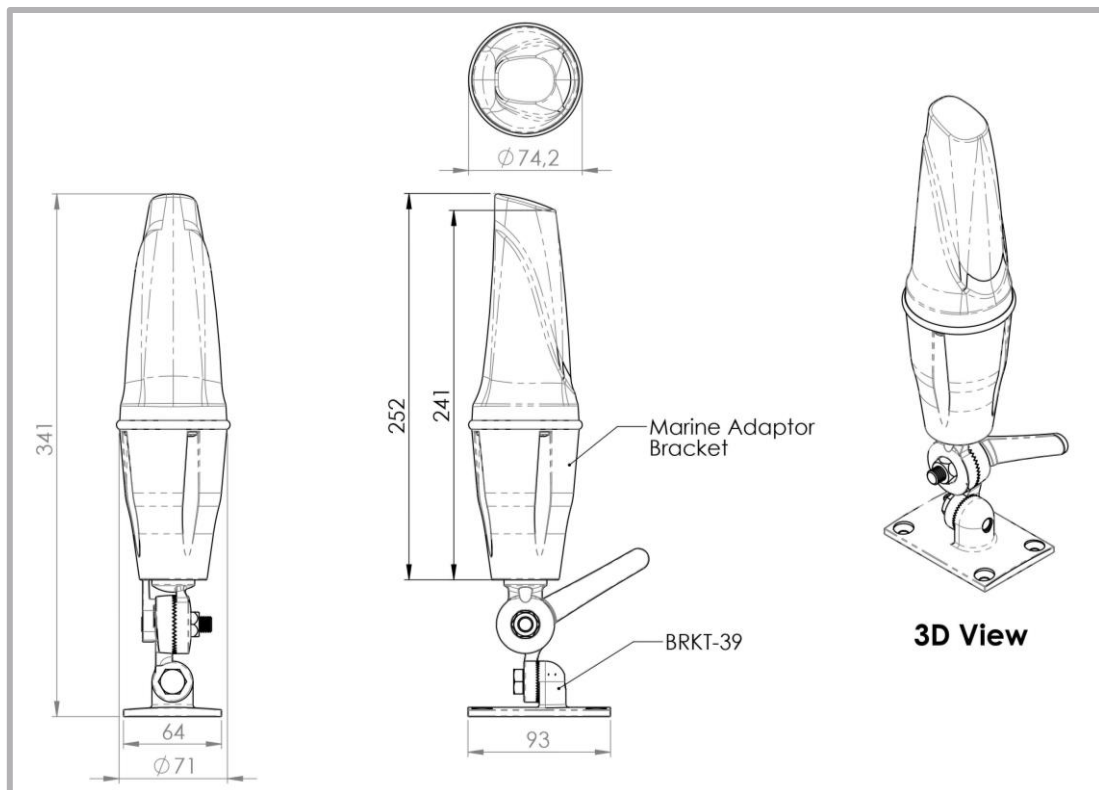
5 dBi is the peak gain across all bands from 617 – 2700 MHz

Gain @ 617 – 960 MHz:	2.8 dBi
Gain @ 1427 – 1517 MHz:	4 dBi
Gain @ 1710 – 2700 MHz:	5 dBi

**Antenna gain measured with polarisation aligned standard antenna*

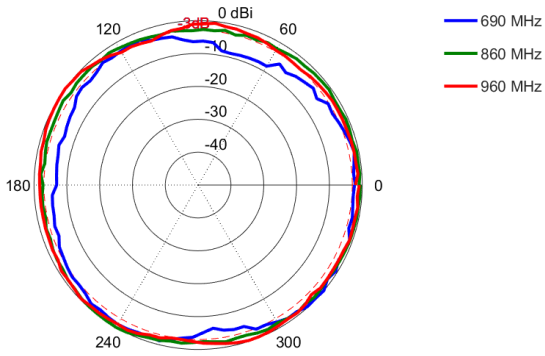
Technical Drawings

With standard Marine Mounting and BRKT-39 (not included)

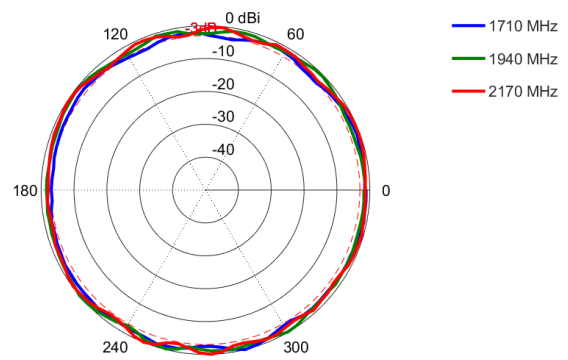


Radiation Patterns

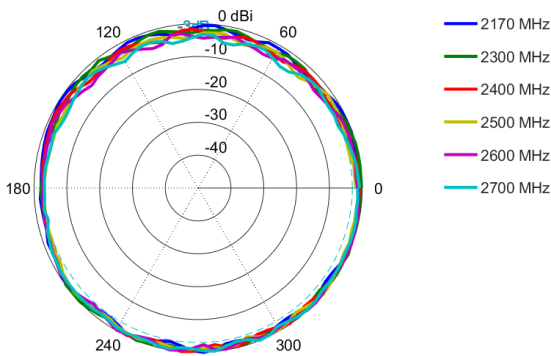
Azimuth: 690 – 960 MHz



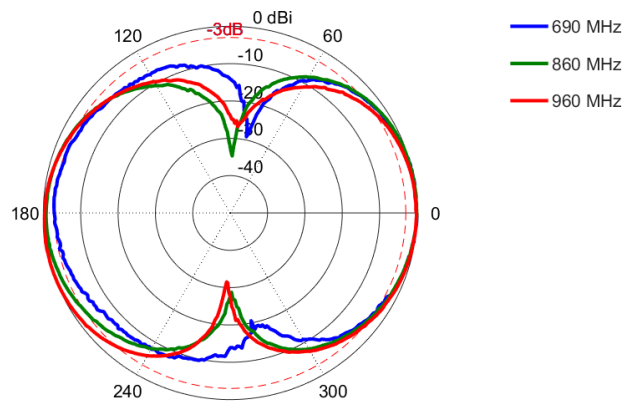
Azimuth: 1710 – 2170 MHz



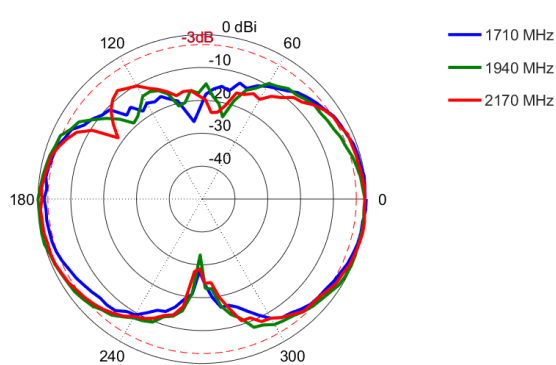
Azimuth: 2170 – 2700 MHz



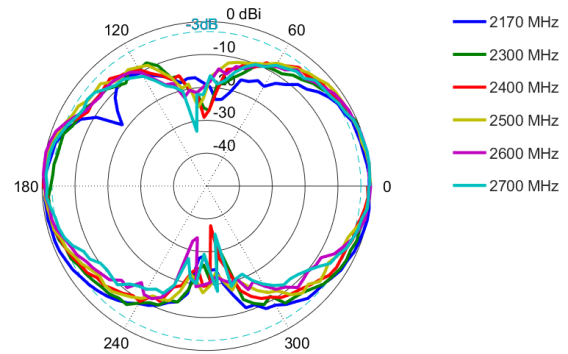
Elevation: 617 – 960 MHz

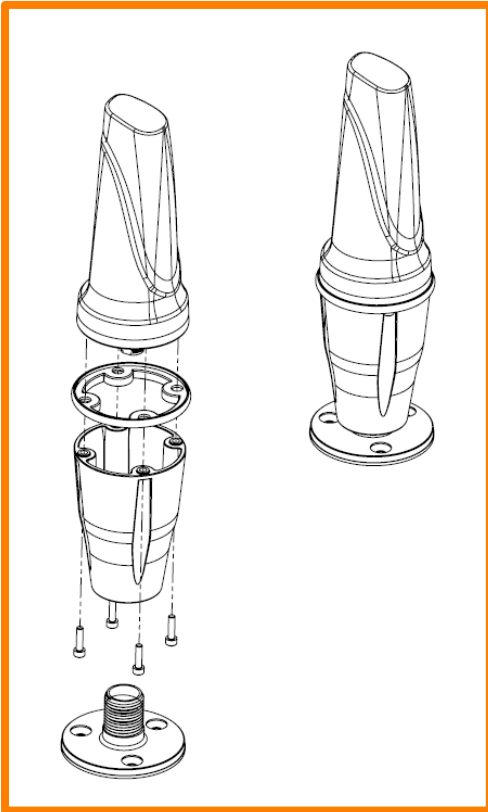


Elevation: 1710 – 2170 MHz



Elevation: 2170 – 2700 MHz



Mounting Options**Marine Bracket Mount**

1" -14 TPI female adapter – included

Mounts to standard marine brackets:

- BRKT-37: Flat Mount - Optional
- BRKT-38: Ratchet Mount - Optional
- BRKT-39: Rail Mount - Optional

See Optional Accessories below

Also available: BRKT-41 with 1.25" – 11TPI female adapter (Optional)

Additional Accessories**BRKT-37**

Marine flat mount antenna bracket 1"-14 TPI 316 Stainless Steel

**BRKT-38**

Marine ratchet rail mount antenna bracket 1"-14 TPI 316 Stainless Steel

**BRKT-39**

Heavy duty marine mount antenna bracket 1"-14 TPI 316 Stainless Steel

See accessories technical specifications on www.poynting.tech

CONTACT POYNTING**Poynting Antennas (Pty) Ltd - Head Office**

Unit 4, N1 Industrial Park,
Landmarks Avenue,
Samrand, 0157, South Africa

Phone: +27 (0) 12 657 0050

E-mail: info@poynting.tech

International Email: sales-global@poynting.tech

Poynting Europe

Regus Business Center Neue Messe Riem
Kronstadter Straße 4
81677 München
Germany

Phone: +49 89 7453 9002

E-mail: sales-europe@poynting.tech

Poynting USA

1804 Owen Court, Suite 104,
Mansfield,
TX 76063
USA

Phone: +1 817 533-8130

E-mail: sales-us@poynting.tech